



# Light Module 90° Mamba

4000K

Emiliana Martinelli

colors



Typology      Pendant Wall Ceiling  
Utilisation    Indoor

24V 12.5 W 1700 lm



diffuse light

**CURVO MODULE with a 90° angle** (radius 35cm) to create a modular system with diffused light suspension or ceiling.

The system is composed by curved (code **40053** - 40020 - 40021 - 40135) and linear (code 40022) modules, rotational moulded, white polyethylene material. The combination of modules, through aluminium joints (40026/BI intermediate joint with cable - 40027/BI terminal joint with cable or 40047/BI intermediate joint with support to fix to the ceiling - 40048/BI terminal joint with support to fix to the ceiling), allows you to create linear paths, sinuous or circular paths of Ø 70cm (4 curved modules 40053), Ø 95cm (3 curved modules 40021), Ø 180cm (6 curved modules 40020), and Ø 350cm (12 curved modules 40135). LED light source integrated, Drivers inserted into the canopy (code 40025/BI - 40025/DIM/BI) or into the false ceiling. Dimmable Push/Dali, POT. 10K $\Omega$ , 0-10V, 1-10V.

#### Awards:

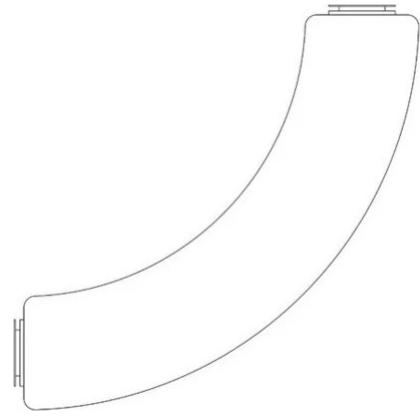
iF Design Award 2019



|             |                        |
|-------------|------------------------|
| Family      | Light module 90° Mamba |
| Typology    | Pendant Wall Ceiling   |
| Utilisation | Indoor                 |

### Dimensions

|                           |        |
|---------------------------|--------|
| Profondità                | 36 cm  |
| Lunghezza                 | 36 cm  |
| Diameter                  | 10 cm  |
| Power supply cable length | 400 cm |
| Weight                    | 0.8 Kg |

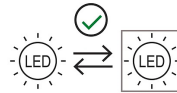


### Materials

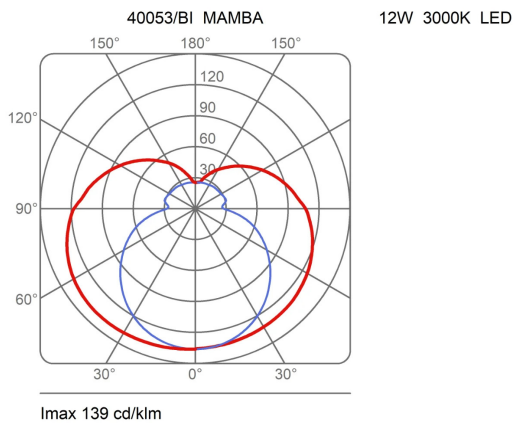
|          |              |          |           |
|----------|--------------|----------|-----------|
| Diffuser | polyethylene | Elementi | aluminium |
|----------|--------------|----------|-----------|

|                       |          |              |         |
|-----------------------|----------|--------------|---------|
| Voltage               | 24V      | Watt         | 12.5 W  |
| Power unit            | Excluded | Lumen        | 1700 lm |
| Mounting Power Supply | External | CRI          | >80     |
|                       |          | Duration     | 50000 h |
|                       |          | CCT          | 4000 K  |
|                       |          | Energy class | E       |

### Certifications



### Photometric curves





Colour variant code



40053/4000/BI



White



Gallery

